

# LUGARDE

# RETAIL PRICELIST

## 2016



**OFFICIAL LUGARDE® DEALER:**

BBD LEISURE BUILDINGS  
LAYBY FARM  
OLD STOKE ROAD  
STOKE MANDEVILLE  
HP22 5XJ  
01296 613345

- Pricelist from 01-02-2016
- All Mentioned prices in this pricelist do include VAT
- We only deliver roadside
- Price-, model- and productchanges without prejudice
- printing errors subject

# PRIMA-SYSTEM (BASIC MODELS)

## Page 14 Octagonal summerhouses Ø250cm / 28mm

PL02	Prima Leonie Ø250 (floor included)	£2.525,00
PA02	Prima Andrea Ø250 (floor included)	£2.000,00

### Create your own Ø250cm / 28mm summerhouse:

<b>STEP 1</b>	Ø250cm / 28mm wall structure and pre-shingled roof	£1.605,00
<b>STEP 2</b>	Choose the desired window(s) and door(s)	
<b>STEP 3</b>	Extras for Octagonal Ø250 / 28mm summerhouses	
VL250	Floor Ø250cm	£210,00
VL250LA	Floor for open model Ø250 (floor in Larch)	£320,00
	Surcharge for translucent pre-treatment	-15%
	Paint doors/windows (on the w&d costs)	-30%
	1x impregnation + 1x paint outside of walls	£310,00
	Lower roof to 250cm height	£0,00
	Made to measure bench for Ø250 (ca. 100cm)	£80,00
	Made to measure cushion for Ø250 (ca. 100cm)	£70,00

## Page 16 Octagonal summerhouses Ø300cm / 28mm

PL05	Prima Louisa Ø300 (floor included)	£3.295,00
PC02	Prima Christina Ø300 (Larch floor included)	£2.395,00

### Create your own Ø300cm / 28mm summerhouse:

<b>STEP 1</b>	Ø300cm / 28mm wall structure and pre-shingled roof	£1.945,00
<b>STEP 2</b>	Choose the desired window(s) and door(s)	
<b>STEP 3</b>	Extras for Octagonal Ø300 / 28mm summerhouses	
VL300	Floor Ø300cm	£245,00
VL300LA	Floor for open model Ø300 (Floor in Larch)	£365,00
	Surcharge for translucent pre-treatment	-15%
	1x impregnation + 1x paint outside of walls	£365,00
	Paint doors/windows (on the w&d costs)	+30%
	Lower roof to 250cm height	£0,00
	Made to measure bench for Ø300 (ca. 125cm)	£85,00
	Made to measure cushion for Ø300 (ca. 125cm)	£70,00

## Page 18 Octagonal summerhouses Ø350 / 44mm

PB06	Prima Bella Ø350 (floor included)	£4.570,00
VL350	Floor Ø350	£350,00
VL350LA	Floor for open model Ø350 (floor in Larch)	£520,00

## Page 19 Octagonal summerhouses Ø400 / 44mm

PG12	Prima Grand Four Ø400 (floor included)	£5.140,00
VL400	Floor Ø400	£435,00

### Create your own Ø350 / Ø400 / Ø500 / Ø600 or Ø730cm / 44mm

<b>STEP 1</b>	Wall structure and shingled roof Ø350	£3.020,00
	Wall structure and shingled roof Ø400	£3.650,00
	Wall structure and shingled roof Ø500	£4.010,00
	Wall structure and shingled roof Ø600	£4.400,00
	Wall structure and shingled roof Ø730	£5.830,00
<b>STEP 2</b>	Choose the desired window(s) and door(s)	
<b>STEP 3</b>	Extras for Octagonal Ø350 t/m Ø700 summerhouses	
	Floor Ø350	£350,00
	Floor Ø400	£435,00
	Floor Ø500	£615,00
	Floor Ø600	£850,00
	Floor Ø730	£1.235,00
	Surcharge for translucent pre-treatment	-15%
	Paint doors/windows (on the w&d costs)	-30%
	1x impregnation + 1x paint outside of walls	+15%

## Page 20 Oval summerhouses 300x250, 350x300 / 28mm

PR02	Prima Rianne 300x250cm (floor included)	£3.365,00
PS04	Prima Sebia 350x300cm (floor included)	£4.055,00

## Page 21 Oval summerhouses 445x350 en 525x385cm / 44mm

PJ12	Prima Josephine 445x350cm (floor included)	£5.100,00
PN01	Prima Nadine 525x385cm (floor included)	£6.350,00

## Create your own oval summerhouse:

<b>STEP 1</b>	300x250cm / 28mm wall structure and roof	£2.295,00
	350x300cm / 28mm wall structure and roof	£2.665,00
	445x350cm / 44mm wall structure and roof	£3.465,00
	525x385cm / 44mm wall structure and roof	£4.275,00
<b>STEP 2</b>	Choose the desired window(s) and door(s)	
<b>STEP 3</b>	Extras for the oval summerhouses	
	floor 300x250cm	£230,00
	floor 350x300cm	£305,00
	floor 445x350cm	£450,00
	floor 525x385cm	£540,00
	Surcharge for translucent pre-treatment	+15%
	Paint doors/windows (on the w&d costs)	+30%
	1x impregnation + 1x paint outside of walls	+15%

## Page 24 Pentagonal summerhouses (floors included)

PFA01	Prima Fifth Avenue 180x180cm / 28mm	£1.535,00
	Bank op maat tbv PFA01 (ca. 180cm)	£265,00
	Kussen op maat tbv PFA01 (ca. 180cm)	£115,00
PFA02	Prima Fifth Avenue 240x240cm / 28mm	£2.340,00

## Page 25

PFA03	Prima Fifth Avenue 300x300cm / 28mm	£3.300,00
PFA04	Prima Fifth Avenue 360x360cm / 44mm	£4.465,00

## Page 28 Pentagonal summerhouses with storage (DUO) (floors incl.)

PFA05	Prima Fifth Avenue duo 240x360cm / 28mm	£3.905,00
PFA06	Prima Fifth Avenue duo 300x480cm / 28mm	£4.970,00

## Page 29

PFA08	Prima Fifth Avenue duo 360x540cm / 44mm	£6.385,00
PFA12	Prima Fifth Avenue duo 420x600cm / 44mm	£7.470,00

## Page 31 Pentagonal summerhouses with veranda

PR05	Prima Roos 300x480cm / 28mm (int. Floor incl.)	£2.960,00
PL16	Prima Lilly 300x600cm / 28mm (int. Floor incl.)	£4.020,00

## Page 36 Square and rectangular summerhouses

PT01	Prima Thomas 180x180cm / 28mm (floors incl)	£1.425,00
PJ16	Prima Jessica 240x240cm / 28mm (floors incl.)	£2.135,00

## Page 37 (floors included)

PG22	Prima Summertime 300x300cm / 28mm	£2.495,00
PG23	Prima Demy 360x360cm / 44mm	£4.015,00

## Page 41 Square and rectangular summerhouses with veranda

PJ13	Prima Jake 300x600cm / 28mm (int. floor incl.)	£3.325,00
PJ17	Prima Julia 360x660cm / 28mm (int. floor incl.)	£3.705,00

## Page 42

PT07	Prima Tom 420x540cm / 28mm (int. floor incl.)	£4.785,00
PS35	Prima Sophia 600x600cm / 28mm (int. Floor incl.)	£4.650,00

## Page 55 Gazebos (floors not included)

VH01	Gazebo Hawai 300x300cm	£2.140,00
VT01	Gazebo Tenerife 300x300cm	£1.845,00
<b>Page 60/61</b>		
VP10	Gazebo Palma 400x800cm	£4.470,00
VC05	Gazebo Curaçao 300x600cm	£3.335,00

## Page 63 Build to Verandas (floors not included)

AW20	Build to veranda Winston 400x860cm	£4.245,00
AE25	Build to veranda Emma 300x700cm	£3.225,00

## Calculate your own build-to veranda:

£ 90,00 per m2 + Post on each corner and every 300cm + options

# CREATE YOUR OWN PRIMA-SYSTEM SUMMERHOUSE

## STEP 1: CHOOSE YOUR WALL STRUCTURE

### SQUARE AND RECTANGULAR WALL STRUCTURES 44MM

dim.	180	240	300	360	420	480	540
120	£620	£745	£870	£985	£1.110	£1.230	£1.355
180	£760	£860	£970	£1.075	£1.210	£1.350	£1.450
240	£860	£970	£1.075	£1.210	£1.350	£1.450	£1.565
300	£970	£1.075	£1.210	£1.350	£1.450	£1.565	£1.660
360	£1.075	£1.210	£1.350	£1.450	£1.565	£1.660	£1.830
420	£1.210	£1.350	£1.450	£1.565	£1.660	£1.830	£1.930

### SQUARE AND RECTANGULAR WALL STRUCTURES 28MM

dim.	180	240	300	360
120	£465	£535	£630	£705
180	£535	£630	£700	£790
240	£630	£665	£745	£830
300	£700	£745	£785	£905
360	£790	£830	£905	£990

### PENTAGONAL WALL STRUCTURES 44MM

dim.	180	240	300	360	420	480	540
180	£835	£940	£1.075	£1.210	£1.295	£1.450	£1.565
240	£940	£1.110	£1.210	£1.295	£1.450	£1.565	£1.720
300	£1.075	£1.210	£1.295	£1.450	£1.565	£1.660	£1.745
360	£1.210	£1.295	£1.450	£1.565	£1.660	£1.800	£1.830
420	£1.295	£1.450	£1.565	£1.660	£1.785	£1.930	£2.070

### PENTAGONAL WALL STRUCTURES 28MM

dim.	180	240	300	360
180	£600	£665	£760	£845
240	£665	£720	£785	£885
300	£760	£785	£835	£960
360	£845	£885	£960	£1.040

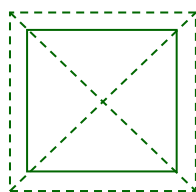
## STEP 2: CHOOSE YOUR ROOF TYPE & DIMENSIONS. (+ if necessary roof for veranda)

### PYRAMID ROOFS (For all wall structures in 28mm and 44mm)

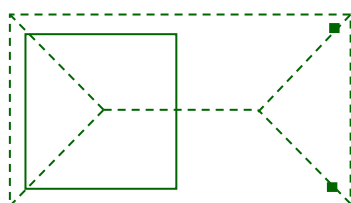
dim.	180	240	300	360	420	480	540	600
180	£600	£760	£915	£1.125	£1.350	£1.565	£1.785	£1.930
240	£760	£760	£970	£1.180	£1.450	£1.635	£1.860	£2.070
300	£915	£970	£1.025	£1.295	£1.525	£1.720	£1.915	£2.115
360	£1.125	£1.180	£1.295	£1.480	£1.620	£1.800	£2.015	£2.230
420	£1.350	£1.450	£1.525	£1.620	£1.620	£1.885	£2.145	£2.420

> Bigger sizes on request

When a thick outline there will be no metal cap delivered



1x pyramidroof  
(withouth canopy)




Pyramidroof bigger than wall structure to create a canopy. (please note! the roofconstruction is open).


### FLAT ROOFS (for all wall structures in 28mm and 44mm)

dim.	180	240	300	360	420	480	540	600
180	£490	£535	£645	£730	£860	£990	£1.110	£1.210
240	£535	£630	£760	£885	£1.025	£1.070	£1.210	£1.320
300	£645	£760	£860	£1.045	£1.180	£1.300	£1.455	£1.590
360	£730	£885	£1.045	£1.210	£1.365	£1.550	£1.690	£1.860
420	£860	£1.025	£1.180	£1.365	£1.505	£1.660	£1.830	£1.985

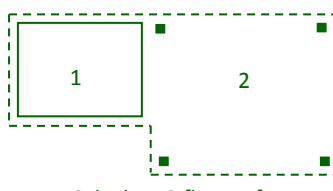
> Bigger sizes on request



1 flat roof  
(without canopy)



1x flat roof  
(Bigger than wall structure to create a canopy)



Calculate 2 flat roofs to create a staggered canopy.

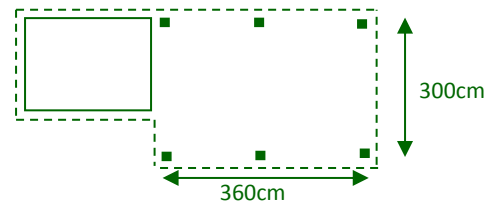
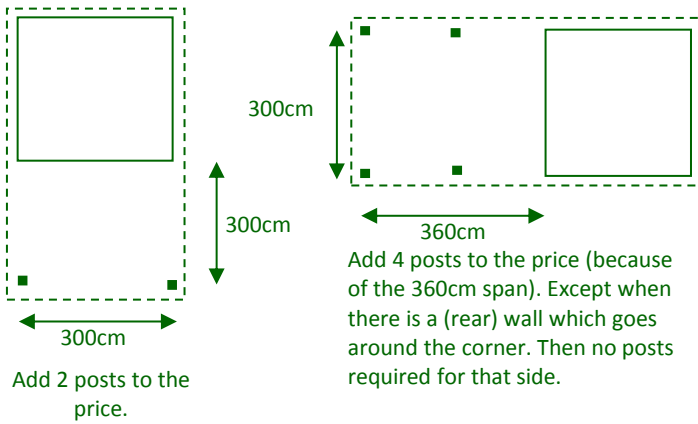
## STEP 3: CALCULATE A WALL OR BALUSTRADE FOR YOUR CANOPY (WHEN REQUIRED)

28mm wall	£85,00	Per m1 Wall	Max. length with 28mm is 360cm
44mm wall	£110,00	Per m1 Wall	
Balustrade vertical or with cross	£45,00	Per m1 balustrade	(with balustrade a post needed on both sides)

## STEP 4: CALCULATE THE REQUIRED NUMBER OF POSTS FOR YOUR CANOPY/VERANDA

Post 12x12cm incl. braces and adjustable feet £105,00

Below plans are an example and shows how to calculate the number of posts needed  
(Maximum span without middle supporting post is 300cm)



With a staggered canopy, on each corner there is a post needed. Unless there will be a wall on the rear or side which goes around the corner. The wall then will replace the posts.

## STEP 5: CHOOSE YOUR door(S) AND WINDOW(S) FROM THE DOOR AND WINDOW PRICE LIST

See the doors and windows list for possibilities and prices.

## STEP 6: CHOOSE YOUR OPTIONS

Floor	£28,00	per m2	Arbor	£40,00	per m2
Verandafloor (Larch)	£40,00	per m2	Insulation (pyramidroof)	50%	Over price pyramidroof
Increase wall 28mm	£5,70	Per m1	Insulation (flat roof)	£40,00	per m2 wall structure size
Increase wall 44mm	£8,20	Per m1	Insulation (floor)	£19,00	per m2 floorsize
Mezzanine floor / ceiling	£50,00	Per m2	<b>Glasswall/rail:</b>		
Surcharge for translucent pre-treatment	15%	(on the to treat items)	Per meter	£310,00	
1x impregnation + 1x paint outside of walls	30%	(on the wall structure costs)	(For an intermediate size, you calculate 1 full meter extra).		
Paint doors/windows (on the w&d costs)	30%	(on the w/d price)	Drafts bristle	£60,00	per piece
Pedestal 80cm	£40,00	per piece			
Pedestal 20cm	£25,00	per piece			

# CREATE YOUR OWN GAZEBO

## STEP 1: CHOOSE YOUR GAZEBO

Gazebo with pyramidroof (incl. posts / braces and aluminium feet).

dim.	180	240	300	360	420	480	540	600
180	£975	£1.140	£1.240	£1.705	£1.930	£2.140	£2.365	£2.510
240	£1.140	£1.140	£1.360	£1.765	£2.040	£2.225	£2.435	£2.645
300	£1.300	£1.360	£1.410	£1.875	£2.120	£2.305	£2.495	£2.705
360	£1.705	£1.765	£1.875	£2.260	£2.385	£2.585	£2.790	£3.005
420	£1.930	£2.030	£2.110	£2.385	£2.385	£2.650	£2.925	£3.205

> Bigger sizes on request

Number of posts

4 posts	6 posts
6 posts	8 posts

Gazebo with flatroof (incl. posts / braces and aluminium feet).

dim.	180	240	300	360	420	480	540	600
180	£870	£930	£1.035	£1.310	£1.440	£1.505	£1.605	£1.705
240	£930	£1.005	£1.140	£1.470	£1.610	£1.675	£1.815	£1.920
300	£1.035	£1.140	£1.265	£1.655	£1.765	£1.950	£2.090	£2.215
360	£1.310	£1.470	£1.655	£1.985	£2.150	£2.310	£2.475	£2.630
420	£1.440	£1.610	£1.765	£2.150	£2.290	£2.445	£2.615	£2.770

> Bigger sizes on request

Aantal posts:

4 posts	6 posts
6 posts	8 posts

## STEP 2: CHOOSE YOUR WALLS / BALUSTRADES (WHEN REQUIRED)

28mm wall	(per m1 full wall)	£85,00	Balustrade vertical or with cross	£45,00
44mm wall	(per m1 full wall)	£110,00	Extra post for balustrade of wall	£100,00

## STEP 3: CHOOSE YOUR door(S) AND WINDOW(S) FROM THE DOOR AND WINDOW PRICE LIST

See the doors and windows list for possibilities and prices.

## STEP 4: CHOOSE YOUR OPTIONS

Surcharge for translucent pre-treatment	+ 15%	Verandafloor (Larch)	£40,00	per m2
Paint doors/windows (on the w&d costs)	+ 30%	<b>Glasswall/rail:</b>	£310,00	Per meter
pedestal 80cm	£40,00	(For an intermediate size, you calculate 1 full meter extra).		
pedestal 20cm	£25,00	Drafts bristle	£60,00	per piece

# PRO-SYSTEM (BASIC MODELS)

## Page 66

PB08 Beaumont 336x628cm (internal floor incl.) £4.735,00

## Page 67

PA08 Alexandra 300x250cm (floor included) £2.610,00

## Page 68

PS06 Springfield 350x822cm (internal floor incl.) £5.605,00

## Page 70

PR32 Riverton 386x586cm (internal floor incl.) £4.170,00

## Page 71

PW05 Woodville 586x486cm £5.920,00

## Page 72






PQ01 Queenstown 350x486cm (internal floor incl.) £4.100,00

## Page 73

PH01 Hamilton 350x486cm £3.045,00

## CREATE YOUR OWN PRO-SYSTEM

### STEP 1: CHOOSE YOUR POSTS

Post A	Freestanding Post 14x14cm	£70,00	
Post B	End Post 14x14cm	£80,00	
Post C	Intermediate Post 14x14cm	£85,00	
Post D	Corner Post 14x14cm	£85,00	
Post E	In between Post with internall wall 14x14cm	£95,00	

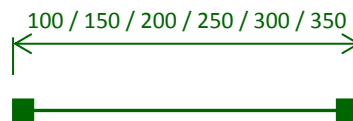
1 set of 2 braces (9x9cm) £25,00

1 set of 2 braces (4,5x9cm decorative braces for wall) £15,00

(from 300cm span it is required)

### STEP 2: CHOOSE YOUR 28MM WALLS AND BALUSTRADES

Wall A	100cm	£70,00
Wall B	150cm	£100,00
Wall C	200cm	£130,00
Wall D	250cm	£165,00
Wall E	300cm	£195,00
Wall F	350cm	£215,00
Balustrade vertical or with cross		£45,00 per m1



### STEP 3: CHOOSE YOUR ROOF

Flat roof	£85,00	Per m2 floorsize (Outside Post - Outside Post)
Apex roof 25°	£80,00	Per m2 floorsize (Outside Post - Outside Post)
Apex roof 40°	£95,00	Per m2 floorsize (Outside Post - Outside Post)

	25° roof	40° roof	
Gable end 250cm	£30,00	£45,00	Per gable end
Gable end 300cm	£55,00	£80,00	Per gable end
Gable end 350cm	£70,00	£115,00	Per gable end
Gable end 400cm	£95,00	£155,00	Per gable end
Gable end 450cm	£115,00	£195,00	Per gable end
Gable end 500cm	£140,00	£225,00	Per gable end
Gable end 550cm	£165,00	£265,00	Per gable end
Gable end 600cm	£185,00	£300,00	Per gable end

### STEP 4: CHOOSE YOUR DOOR(S) AND WINDOW(S)

See the doors and windows list for possibilities and prices.

### STEP 5: CHOOSE YOUR OPTIONS

Floor	£28,00 per m2	<b>Glasswall/rail:</b>	Per meter	£310,00
verandafloor (Larch)	£40,00 per m2	(For an intermediate size, you calculate 1 full meter extra).		
Mezzanine floor / Ceiling	£50,00 Per m2	Drafts bristle	per piece	£60,00
Surcharge for translucent pre-treatment	+ 15%	Insulation (Apex roof 25°)	per m2 floorsize	£45,00
Paint outside walls (over price walls/posts/gables)	+ 30%	Insulation (Apex roof 40°)	per m2 floorsize	£55,00
Paint doors/windows (on the w&d costs)	+ 30%	Insulation (flatroof)	per m2 floorsize	£40,00
Pressure treatment (over complete price excl. w/d)	+ 20%	Insulation (floor)	per m2 floorsize	£19,00
pedestal 80cm	£40,00	WallInsulation	per m1 Wall (up to top)	£85,00

# LOG CABINS (BASIC MODELS)

## Page 77 Log Cabins 28mm (floors included)

BY14	Log Cabin Yorkshire 240x180cm / 28mm	£1.365,00
BC14	Log Cabin Cornwall 240x240cm / 28mm	£1.560,00
BS05	Log Cabin Somerset 300x300cm / 28mm	£2.095,00

## Page 78

BY11	Log Cabin York 360x360cm / 28mm	£3.280,00
------	---------------------------------	-----------

## Page 82 Log Cabins 44mm (internal floors included)

BA11	Log Cabin Alabama 300x400cm / 44mm	£3.480,00
BV06	Log Cabin Vermont 400x300cm / 44mm	£3.240,00

## Page 83

BL02	Log Cabin Lennon 400x350cm / 44mm	£4.195,00
BM04	Log Cabin Malibu 400x400cm / 44mm	£4.285,00

## Page 86

BN01	Log Cabin Nick 400x300cm / 44mm	£4.300,00
BB12	Log Cabin Bristol 400x500cm / 44mm	£5.055,00

## Page 92

BB08	Log Cabin Brooklyn 350x600cm / 44mm	£5.805,00
BD06	Log Cabin Dubai 550x500cm / 44mm	£6.125,00

## Page 96

BN12	Log Cabin Nottingham 600x600cm / 44mm	£7.285,00
BG10	Log Cabin Geneve 600x600cm / 44mm	£9.100,00

## Page 99

BF04	Log Cabin Forest 400x800cm / 44mm	£11.960,00
------	-----------------------------------	------------

## Page 100

BD03	Log Cabin Daisy 550x850cm / 44mm	£9.790,00
------	----------------------------------	-----------

## Page 101

BC10	Log Cabin Cambridge 778x800cm / 44mm	£16.235,00
------	--------------------------------------	------------

## Page 102

BB03	Log Cabin Bonaire 550x850cm / 44mm	£10.395,00
------	------------------------------------	------------

## Page 105 Garages (all garages are excl. floors).

BG04	Garage Colorado 300x500cm / 44mm	£4.170,00
BG07	Garage Devon 350x500cm / 44mm	£4.245,00

## Page 106

BI20	Garage Indiana 400x700cm / 44mm	£5.665,00
------	---------------------------------	-----------

## Page 108

BG08	Garage Kent 650x500cm / 44mm	£9.950,00
BM06	Garage Miami 750x800cm / 44mm	£12.205,00

## Page 109

CP4254	Carport 420x540cm flat roof	£2.780,00
CP4060	Carport 400x600cm Apex roof	£2.455,00

# CREATE YOUR OWN LOG CABIN

## STEP 1: CHOOSE YOUR LOG CABIN 28MM, 44MM OR 68MM

### Log Cabins 44mm

(incl. Apex-, A-symmetric-, pent with shingles or flat roof with EPDM)



Frontage of gable end with apex roof

Depth	200	250	300	350	400	450	500	550	600	650
200	£1.140	£1.350	£1.565	£1.775	£1.990	£2.210	£2.440	£2.690	£2.935	£3.195
250	£1.310	£1.535	£1.765	£2.000	£2.225	£2.465	£2.715	£2.975	£3.245	£3.525
300	£1.465	£1.720	£1.975	£2.215	£2.465	£2.720	£2.985	£3.265	£3.550	£3.850
350	£1.635	£1.900	£2.180	£2.435	£2.695	£2.975	£3.255	£3.550	£3.860	£4.185
400	£1.805	£2.085	£2.385	£2.660	£2.790	£3.230	£3.535	£3.845	£4.170	£4.510
450	£1.970	£2.270	£2.590	£2.875	£3.170	£3.490	£3.805	£4.140	£4.480	£4.845
500	£2.180	£2.525	£2.890	£3.215	£3.540	£3.915	£4.280	£4.675	£5.060	£5.510
550	£2.350	£2.705	£3.100	£3.435	£3.780	£4.170	£4.550	£4.970	£5.370	£5.845
600	£2.510	£2.890	£3.300	£3.660	£4.015	£4.425	£4.820	£5.260	£5.680	£6.170
650	£2.680	£3.075	£3.510	£3.875	£4.245	£4.680	£5.090	£5.555	£5.990	£6.500
700	£2.845	£3.255	£3.710	£4.090	£4.485	£4.935	£5.365	£5.850	£6.300	£6.835
750	£3.005	£3.440	£3.920	£4.315	£4.720	£5.195	£5.635	£6.145	£6.605	£7.160
800	£3.225	£3.695	£4.225	£4.650	£5.090	£5.620	£6.115	£6.680	£7.190	£7.495
850	£3.395	£3.885	£4.425	£4.875	£5.330	£5.880	£6.385	£6.975	£7.500	£7.830
900	£3.550	£4.070	£4.635	£5.090	£5.565	£6.140	£6.655	£7.270	£7.810	£8.155

### Log Cabins 44mm:

- 68mm Wall thickness: 44mm price +30%
- For an intermediate size you calculate the price of the bigger size that follows
- Larger than the matrix sizes available is £ 170,00 per m2. With 68mm £ 220,00
- The top size is the size of the gable side the sizes on the left is the depth
- Flat roofs max. 450cm span (for example 450x900cm is possible) (larger span than 450cm on request)
- With flat roofs you calculate the lowest price of the matrix. (of needed size)

### Log Cabins 28mm

(incl. Gable roof with shingles or flat roof with epdm).

dim.	180	240	300	360
180	£806	£938	£1.077	£1.209
240	£938	£1.077	£1.209	£1.349
300	£1.077	£1.209	£1.349	£1.480
360	£1.209	£1.349	£1.480	£1.620

NO in between walls and NO made to measure possible

### Log Cabins 28mm:

- No made to measure possible
- No in between walls possible
- Top size is the gable end side left size is the depth



## STEP 2: CHOOSE YOUR CANOPY (OPTIONAL)

### FRONT CANOPY (For Apex roof)

(Incl. posts / braces and adjustable feet)

dim.	200	250	300	350	400	450	500	550	600	650
100	£145	£180	£210	£250	£280	£320	£350	£390	£425	£455
150	£465	£545	£620	£690	£760	£835	£1.015	£1.085	£1.165	£1.230
200	£535	£630	£720	£805	£900	£985	£1.180	£1.265	£1.350	£1.440
250	£605	£720	£820	£920	£1.030	£1.130	£1.335	£1.440	£1.540	£1.645
300	£675	£805	£920	£1.040	£1.165	£1.280	£1.495	£1.610	£1.730	£1.850
350	£750	£900	£1.030	£1.165	£1.295	£1.425	£1.660	£1.790	£1.920	£2.055
400	£820	£985	£1.130	£1.280	£1.425	£1.575	£1.820	£1.970	£2.115	£2.265
450	£1.100	£1.280	£1.455	£1.630	£1.805	£1.985	£2.265	£2.435	£2.610	£2.790
500	£1.210	£1.435	£1.660	£1.875	£2.100	£2.315	£2.645	£2.860	£3.085	£3.300
550	£1.280	£1.520	£1.760	£2.005	£2.250	£2.490	£2.835	£3.075	£3.315	£3.555
600	£1.350	£1.605	£1.870	£2.125	£2.380	£2.635	£2.990	£3.255	£3.510	£3.620

↓ Deeper on request

#### Canopy Apex roofs:

- Incl. shingles
- For an intermediate size you calculate the price of the bigger size that follows
- posts and braces included
- Top size is the gable end side
- With 100cm depth no posts delivered (all other sizes are with posts).

### CANOPY (For flat roof)

dim.	200	250	300	350	400	450	500	550	600	650
100	£365	£410	£450	£490	£630	£675	£715	£760	£790	£835
150	£450	£505	£575	£630	£790	£855	£915	£975	£1.040	£1.095
200	£525	£610	£690	£765	£955	£1.040	£1.115	£1.195	£1.280	£1.355
250	£610	£715	£815	£705	£1.115	£1.215	£1.320	£1.420	£1.520	£1.620
300	£690	£815	£930	£1.055	£1.280	£1.405	£1.520	£1.645	£1.760	£1.885
350	£765	£905	£1.055	£1.195	£1.440	£1.580	£1.730	£1.870	£2.005	£2.145
400	£1.055	£1.215	£1.380	£1.540	£1.805	£1.970	£2.130	£2.285	£2.450	£2.610

> Wider on request

#### Canopy flat roofs:

- included (EPDM)
- For an intermediate size you calculate the price of the bigger size that follows
- posts and braces included
- Top size is the gable end side

## STEP 3: CHOOSE YOUR WALLS AND BALUSTRADES (OPTIONAL)

Log Cabin Wall 44mm	£130,00	per m1 full wall
Log Cabin Wall 68mm	£170,00	per m1 full wall
Balustrade with cross or vertical	£45,00	per m1 balustrade
Extra Post (incl. braces and adjustable feet)	£100,00	per piece

## STEP 4: CHOOSE YOUR INTEGRAL CANOPY (OPTIONAL)

Integral canopy (posts / braces and adjustable feet included)

dim.	100	150	200	250	300	350
200	£300	£370	£455	£545	£630	£720
250	£325	£420	£505	£610	£715	£815
300	£350	£455	£575	£665	£760	£860
350	£370	£495	£620	£745	£860	£975
400	£475	£610	£745	£875	£1.010	£1.140
450	£495	£635	£790	£940	£1.085	£1.230
500	£520	£680	£855	£1.015	£1.180	£1.335
550	£560	£730	£900	£1.075	£1.255	£1.435
600	£580	£765	£955	£1.140	£1.320	£1.505

> Bigger sizes on request

#### Integral canopy:

- included shingles
- For an intermediate size you calculate the price of the bigger size that follows
- posts and braces are included.
- Top size is the gable end side

## STEP 5: CHOOSE YOUR DOOR(S) AND WINDOW(S)

See the doors and windows list for possibilities and prices.

## STEP 6: CHOOSE YOUR OPTIONS

Floor	£28,00	per m2	Roofpitch more than 26°	£40,00	Per m2
verandafloor (Larch)	£40,00	per m2	Dormer style roof (were 2 gables meets)	£465,00	
pedestal 80cm	£40,00	p/s	Arbor top (excl. posts)	£40,00	per m2
pedestal 20cm	£25,00	p/s	Veranda 300x300cm like Page 91 in brochure	£440,00	
Surcharge for translucent pre-treatment	+ 15%	(over the amount)	Increase wall height 28mm	£5,70	per m1
Paint doors/windows (on the w&d cc)	+ 30%	(on windows/doors)	Increase wall height 44mm	£8,20	per m1
Pressure treatment (excl. w/d)	+ 20%	(over complet amount, excl. w/d)	Increase wall height 68mm	£12,25	per m1
RoofInsulation (tbv Gable roof)	£45,00	Per m2 Log Cabin size	"Louver"Wall (like page 89)	£70,00	per m1 Wall
RoofInsulation (flatroof)	£40,00	Per m2 Log Cabin size	<b>Glasswall/rail:</b>	£310,00	Per meter
floorInsulation	£19,00	Per m2 Log Cabin size	(For an intermediate size, you calculate 1 full meter extra).		
Mezzanine floor	£50,00	per m2	Drafts bristle	£60,00	per piece
Stempladder	£250,00	per piece	Straight heads instead of diamond cut 44mm	£0,00	

# WINDOWS AND DOORS

- All our windows and doors are fitted with 4+16+4 Argon filled double glazing with a 1.1 U-value
- All our (double and single) doors are fitted with a 3-point lock
- All our crossbars are fitted with a useful peg clip system. Ideal for cleaning and painting
- Adjustable hinges on doors and windows
- The "thresholds" of our doors are fitted with an aluminium wear profile.
- All our single doors can be made right hand hinged at no extra cost. (all doors are standard left hinged).
- Do you want to have these doors and windows in livinghouse quality? Please ask us the possibilities and prices.

DD01	Single fullwood door 770x1800	£325,00	PE60	Double door 1210x1800	£475,00
DD01H	Single fullwood door 770x1935	£355,00	PE60H	Double door 1210x1935	£490,00
IN01H	Single fullwood door 770x1935 (opening inwards)	£410,00	PE60XL	Double door 1510x2070	£620,00
DD02	Single door 770x1800	£325,00	PE61	Single door 770x1800	£325,00
DD02H	Single door 770x1935	£355,00	PE61H	Single door 770x1935	£355,00
DD03H	Single paneledoor 770x1935	£410,00	PJ03	Top hung window 770x1000	£235,00
MG01	Single door frosted glass 770x1800	£355,00	PJ04	Single door 770x1800	£355,00
MG01H	Single door frosted glass 770x1935	£370,00	PJ04H	Single door 770x1935	£370,00
MG02	Double door frosted glass 1210x1800	£525,00	PJ05	Fixed window 340x730	£60,00
MG02H	Double door frosted glass 1210x1935	£545,00	PJ06	Fixed window 340x1140	£80,00
MG50	Top hung window frosted glass 1140:	£145,00	PJ07	Fixed window with airgrate 340x1530	£125,00
PA03	Window frame 770x1140	£60,00	PJ08	Top hung window 460x550	£140,00
PA04	Doorframe 770x1800	£95,00	PJ23	Top hung window 1935x340	£170,00
PC03	Window frame 1000x1140	£70,00	PJ24	Fixed window 1935x340	£125,00
PC04	Doorframe 1000x1800	£100,00	PJ25	Fixed window 1530x1000	£155,00
PE06	Casement window 1000x1530	£425,00	PJ26	Fixed window 77x180cm	£255,00
PE07	Double door 1000x1800	£510,00	PJ27	Fixed window 77x180cm *with led*	£420,00
PE07H	Double door 1000x1935	£525,00	PR26	Top hung window 770x1140	£270,00
PE21	Casement window 1000x1140	£370,00	PR28	Casement window 1000x1140	£425,00
PE22	Double door 1000x1800	£510,00	PR29	Single door 770x1800	£370,00
PE22H	Double door 1000x1935	£525,00	PR29H	Single door 770x1935	£405,00
PE23	Casement window 1210x1140	£390,00	PR30	Double door 1000x1800	£575,00
PE24	Double door 1210x1800	£525,00	PR30H	Double door 1000x1935	£590,00
PE24H	Double door 1210x1935	£545,00	PX37	Top hung window 770x1000	£235,00
PE25	Casement window 1000x1530	£365,00	PX39	Single door 770x1800	£355,00
PE26	Double door 1000x1800	£455,00	PX39H	Single door 770x1935	£370,00
PE26H	Double door 1000x1935	£475,00	PX44	Top hung window 770x1140	£250,00
PE27	Casement window 1210x1530	£490,00	PX45	Single door 770x1800	£355,00
PE28	Double door 1210x1800	£595,00	PX45H	Single door 770x1935	£370,00
PE28H	Double door 1210x1935	£610,00	DL01H	3-panel folding door 1495x1935	£665,00
PE40	Casement window 1210x1530	£425,00	VL01H	4-panel folding door 1995x1935	£775,00
PE41	Double door 1210x1800	£510,00	VL02H	4-panel folding door 2415x1935	£860,00
PE41H	Double door 1210x1935	£545,00	SD200	Single slidingdoor 2000x1935	£730,00
PE44	Casement window 1210x1530	£365,00	SD300	double slidingdoor 3000x1935	£1.210,00
PE45	Double door 1210x1800	£475,00	GD01	Up- and over garagedoor 2290x200 (brown pressure treated wood)	£955,00
PE45H	Double door 1210x1935	£490,00	GD02	Double garagedoor 2290x2000	£700,00
PE45XL	Double door 1510x2070	£620,00	GD03	Electric garagedoor 2290x2000	£2.100,00
PE45F	Double door Fullwood 1210x1800	£595,00	<b>Options windows and doors</b>		
PE45FH	Double door Fullwood 1210x1935	£610,00	Make single door (77cm) 100cm width.		
PE46	Single door 770x1800	£325,00	Pre-treatment of window(s) / door(s)		
PE46H	Single door 770x1935	£355,00	Paint door(s) / window(s)		
PE47	Single tilt-turn window 770x1000	£380,00	Make single door right hand hinged		
PE48	Double tilt-turn window 1290x1000	£480,00	Window/door with crossbars (price per glass)		
PE49	Double tilt-turn window 121x153	£535,00	Thoughtened glass (per glass)		
PE50H	Double door 1510x1935	£590,00	Glass sliding walls (prices options log cabins/prima/pro)		
PE50XL	Double door 1510x2070	£650,00	Impregnating agent 2,5 L.		
PE51	Top hung window 770x1800	£285,00	Woodstain 2,5 L. (possible colours in brochure)		